

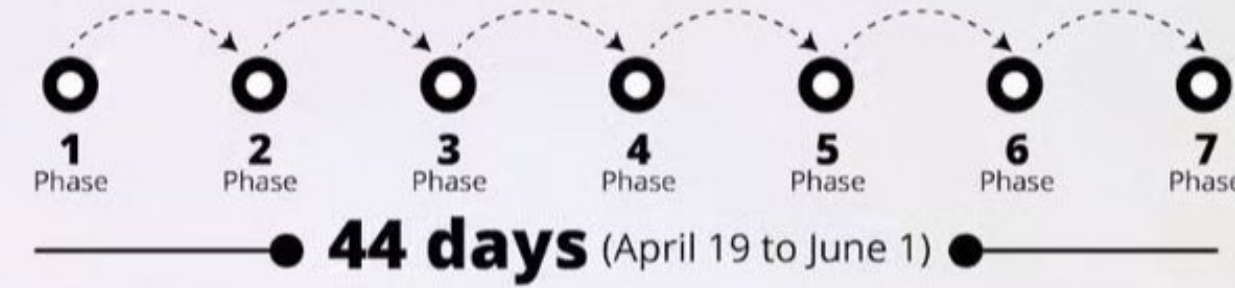
Facts About 18th Lok Sabha Elections



KEY FACTS ABOUT GENERAL ELECTION 2024

Presented By
Trade Brains

Election Duration:-



Participants Details

06

National Parties

57

State Parties

2,300+

Unrecognised Parties

2,660

Registered Political Parties

Results: **June 4**

To Elect
543
members of
the Lok Sabha



Voters List

1	Eligible Voters	96.8 Cr
2	Male Voters	49.7 Cr
3	Female Voters	47.1 Cr
4	Young Voters (20-29 Years)	19.7 Cr
5	First Time Voters (18-19 Years)	1.8 Cr
6	Aged Over 85	82 L
7	Centenarians	2.18 L

 Polling Stations
1 Million (approx.)

 Polling Staff
15 Million (approx.)

 Electronic Voting Machines
5.5 Million (approx.)

India's Election Cost

₹1.2 Tn (approx.)

Which Includes:

- Preparation of electoral rolls
- Charges for conducting elections
- Issuing photo identity cards
- Campaigning by political parties
- Expenditure towards offices

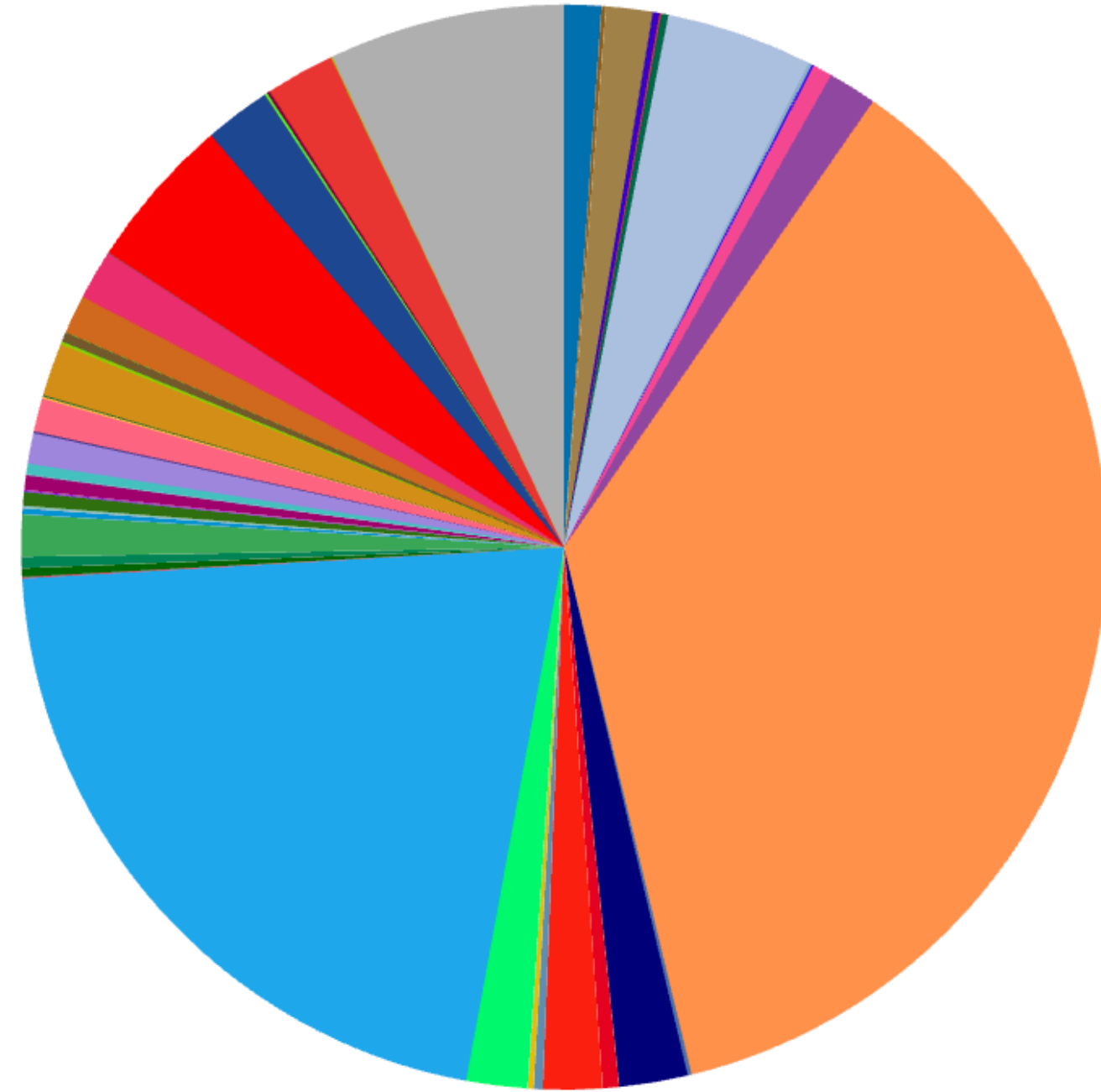
ELECTIONS 2024

KNOW WHEN YOUR STATE IS VOTING

STATE/UT	Poll Day No/ Date of Poll							
	NO. OF PCs	19 APR 2024	26 APR 2024	07 MAY 2024	13 MAY 2024	20 MAY 2024	25 MAY 2024	01 JUNE 2024
ANDHRA PRADESH	25				25			
ARUNACHAL PRADESH	2	2						
ASSAM	14	5	5	4				
BIHAR	40	4	5	5	5	5	8	8
CHHATTISGARH	11	1	3	7				
GOA	2			2				
GUJARAT	26			26				
HARYANA	10						10	
HIMACHAL PRADESH	4							4
JHARKHAND	14				4	3	4	3
KARNATAKA	28		14	14				
KERALA	20		20					
MADHYA PRADESH	29	6	7	8	8			
MAHARASHTRA	48	5	8	11	11	13		
MANIPUR	3	2	1					
MEGHALAYA	2	2						
MIZORAM	1	1						
NAGALAND	1	1						

ODISHA	21				4	5	6	6
PUNJAB	13							13
RAJASTHAN	25	12	13					
SIKKIM	1	1						
TAMIL NADU	39	39						
TELANGANA	17				17			
TRIPURA	2	1	1					
UTTAR PRADESH	80	8	8	10	13	14	14	13
UTTARAKHAND	5	5						
WEST BENGAL	42	3	3	4	8	7	8	9
ANDAMAN AND NICOBAR ISLANDS	1	1						
CHANDIGARH	1							1
DADRA AND NAGAR HAVELI AND DAMAN AND DIU	2			2				
JAMMU AND KASHMIR	5	1	1	1	1	1		
LADAKH	1					1		
LAKSHADWEEP	1	1						
NCT OF DELHI	7						7	
PUDUCHERRY	1	1						
TOTAL PCS	543	102	89	94	96	49	57	57
NO. OF STATES/UTS ON		21	13	12	10	8	7	8

Party Wise Vote Share









AAAP{1.11%}	ADAL{0.13%}	ADMK{1.39%}	AGP{0.20%}	AIFB{0.04%}
AIMIM{0.22%}	AITC{4.37%}	AIUDF{0.10%}	AJSUP{0.07%}	
BHRS{0.57%}	BJD{1.46%}	BJP{36.57%}	BOPF{0.12%}	BSP{2.04%}
CPI{0.49%}	CPI(M){1.76%}	CPI(ML)(L){0.27%}	DMDK{0.17%}	
DMK{1.82%}	INC{21.20%}	INLD{0.04%}	IUML{0.27%}	JD(S){0.34%}
JD(U){1.25%}	JKN{0.18%}	JKNPPB{0.00%}	JKPDP{0.07%}	
JMM{0.41%}	JNJP{0.02%}	KEC(M){0.04%}	LJPRV{0.44%}	
MNF{0.02%}	NCP{0.32%}	NCPSP{0.91%}	NDPP{0.05%}	NOTA{0.99%}
NPEP{0.06%}	NPF{0.05%}	RJD{1.57%}	RLTP{0.09%}	
RVLTGONP{0.01%}	SAD{0.28%}	SDF{0.01%}	SHS{1.15%}	
SHSUBT{1.48%}	SKM{0.03%}	SP{4.58%}	TDP{1.98%}	UDP{0.01%}
UPPL{0.08%}	VOTPP{0.09%}	YSRCP{2.06%}	ZPM{0.03%}	
	Others{7.03%}			

Won with highest Margin

General Election to Parliamentary Constituencies: Trends & Results June-2024 Parliamentary Constituency 26 – **INDORE (Madhya Pradesh)**



 Won 1226751 (+ 1008077) SHANKAR LALWANI Bharatiya Janata Party	 Lost 51659 (-1175092) SANJAY S/O LAKSHMAN SOLANKI Bahujan Samaj Party	 Lost 15210 (-1211541) PAWAN KUMAR Akhil Bhartiya Parivar Party
 Lost 8392 (-1218359) ABHAY JAIN Independent	 Lost 8238 (-1218513) LAVISH DILIP KHANDELWAL Independent	 Lost 7179 (-1219572) COMRADE AJEET SINGH Socialist Unity Centre Of India (COMMUNIST)



218674 (-1008077)

NOTA
None of the Above

Least Margin

General Election to Parliamentary Constituencies: Trends & Results June-2024 Parliamentary Constituency 27 – Mumbai North West (**Maharashtra**)



Won 452644 (+ 48)



RAVINDRA DATTARAM WAIKAR
Shiv Sena

Lost 452596 (-48)



AMOL GAJANAN KIRTIKAR
Shiv Sena (Uddhav Balasaheb Thackrey)

Lost 10052 (-442592)



PARMESHWAR ASHOK RANSHUR
Vanchit Bahujan Aaghadi

Lost 4812 (-447832)



RAJESH RAMKISAN MALLAH
Bahujan Samaj Party

Lost 3173 (-449471)



SAMEER MORE
Independent

Lost 2002 (-450642)



SUNIL BHIMA CHAVAN
Independent

Un-Opposed Win

General Election to Parliamentary Constituencies: Trends & Results June-2024
Parliamentary Constituency 24 – Surat (**Gujarat**)

Won

Uncontested

MUKESHKUMAR CHANDRAKAANT DALAL







Bharatiya Janata Party



Highest Votes to NOTA

General Election to Parliamentary Constituencies: Trends & Results June-2024
Parliamentary Constituency 26 - **INDORE (Madhya Pradesh)**



 <p>Won 1226751 (+ 1008077)</p> <p>SHANKAR LALWANI Bharatiya Janata Party</p>	 <p>Lost 51659 (-1175092)</p> <p>SANJAY S/O LAKSHMAN SOLANKI Bahujan Samaj Party</p>	 <p>Lost 15210 (-1211541)</p> <p>PAWAN KUMAR Akhil Bhartiya Parivar Party</p>
 <p>Lost 8392 (-1218359)</p> <p>ABHAY JAIN Independent</p>	 <p>Lost 8238 (-1218513)</p> <p>LAVISH DILIP KHANDELWAL Independent</p>	 <p>Lost 7179 (-1219572)</p> <p>COMRADE AJJEET SINGH Socialist Unity Centre Of India (COMMUNIST)</p>

218674 (-1008077)



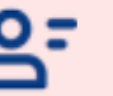
NOTA

None of the Above

Big Loss And Surprise Win

General Election to Parliamentary Constituencies: Trends & Results June-2024

Parliamentary Constituency 37 - Amethi (**Uttar Pradesh**)



Won

539228 (+ 167196)

KISHORI LAL

Indian National Congress



Lost

372032 (-167196)

SMRITI IRANI

Bharatiya Janata Party



Lost

34534 (-504694)

NANHE SINGH CHAUHAN

Bahujan Samaj Party



Lost

5699 (-533529)

SURENDRA KUMAR

Independent



Lost

4577 (-534651)

DINESH CHANDRA MAURYA

Janshakti Samta Party



Lost

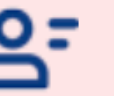
4020 (-535208)

JAGDAMBA PRASAD YADAV

Independent

Ayodhya

General Election to Parliamentary Constituencies: Trends & Results June-2024 Parliamentary Constituency 54 – Faizabad (**Uttar Pradesh**)



Won

554289 (+ 54567)



AWADHESH PRASAD
Samajwadi Party

Lost

499722 (-54567)



LALLU SINGH
Bharatiya Janata Party

Lost

46407 (-507882)



SACHIDANAND PANDEY
Bahujan Samaj Party

Lost

15367 (-538922)



ARVIND SEN
Communist Party of India

Lost

3827 (-550462)



SUNIL KUMAR BHATT
Independent

Lost

2666 (-551623)



KANCHAN YADAV
Moulik Adhikar Party

NCT OF Delhi (Total PC - 7)

BJP

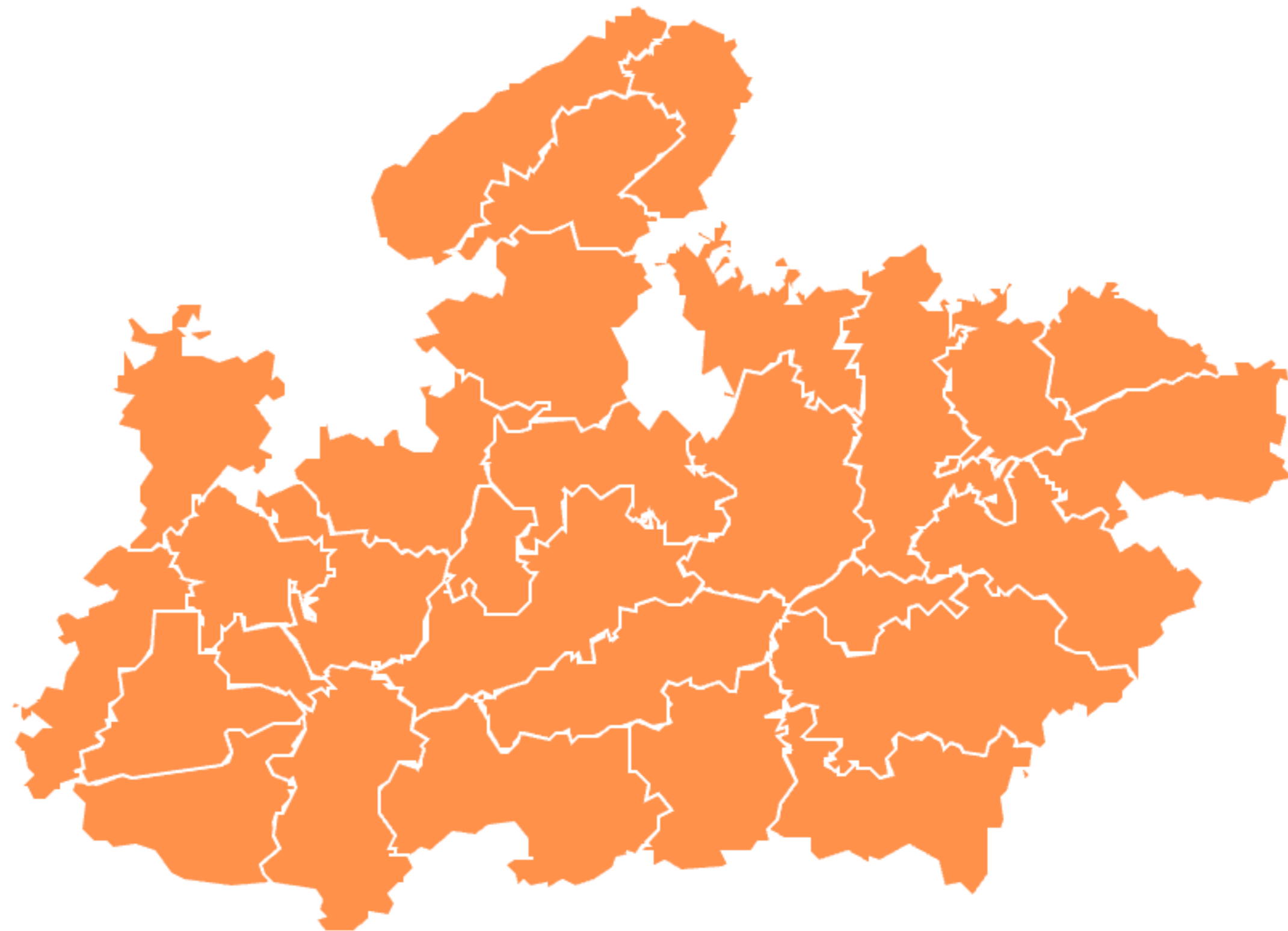
7



Madhya Pradesh (Total PC - 29)

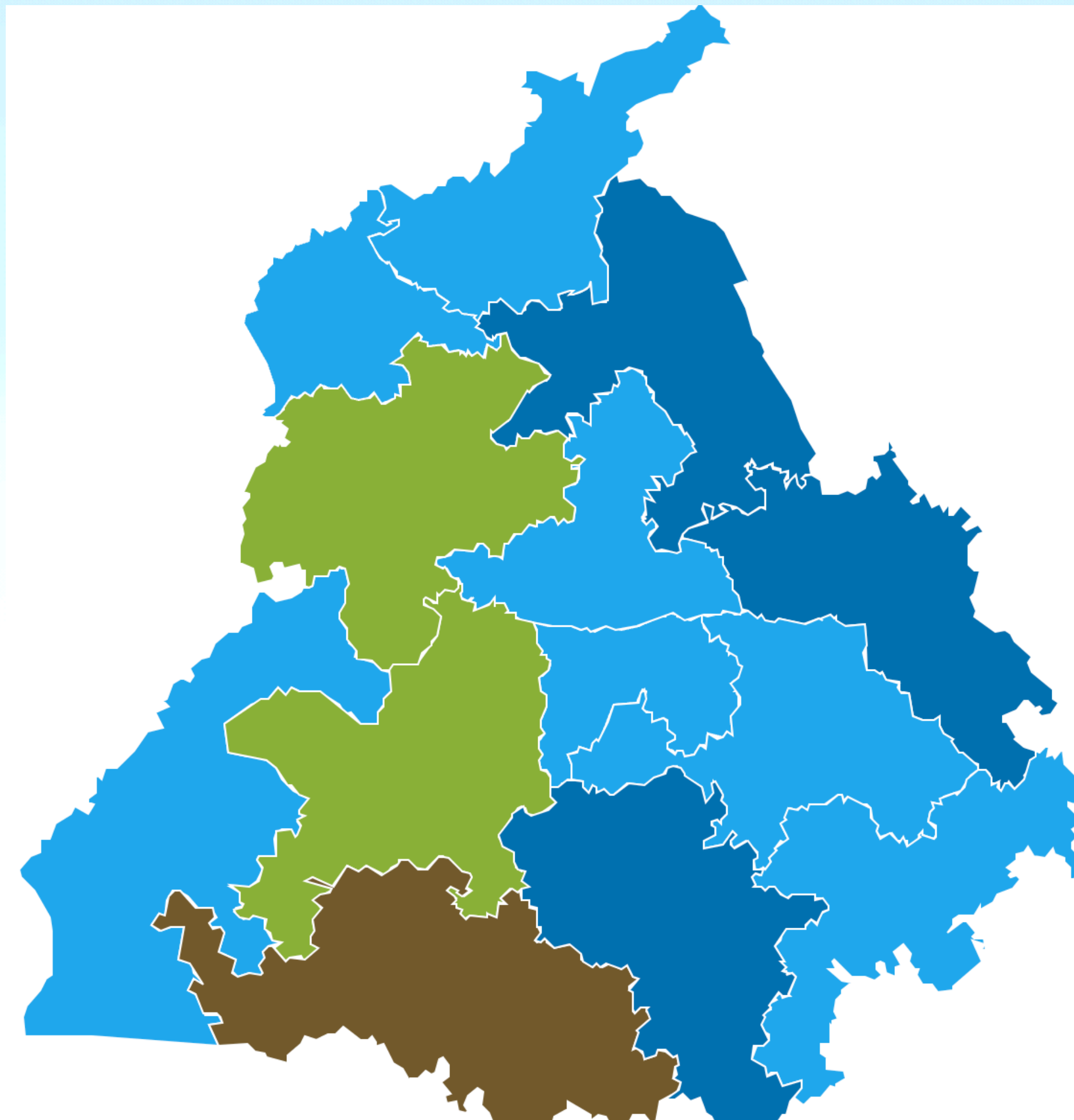
BJP

29



General Election to Parliamentary Constituencies: Trends & Results June-2024

Punjab (Total PC - 13)



Tamil Nadu (Total PC - 39)

DMK

22

INC

9

VCK

2

CPI

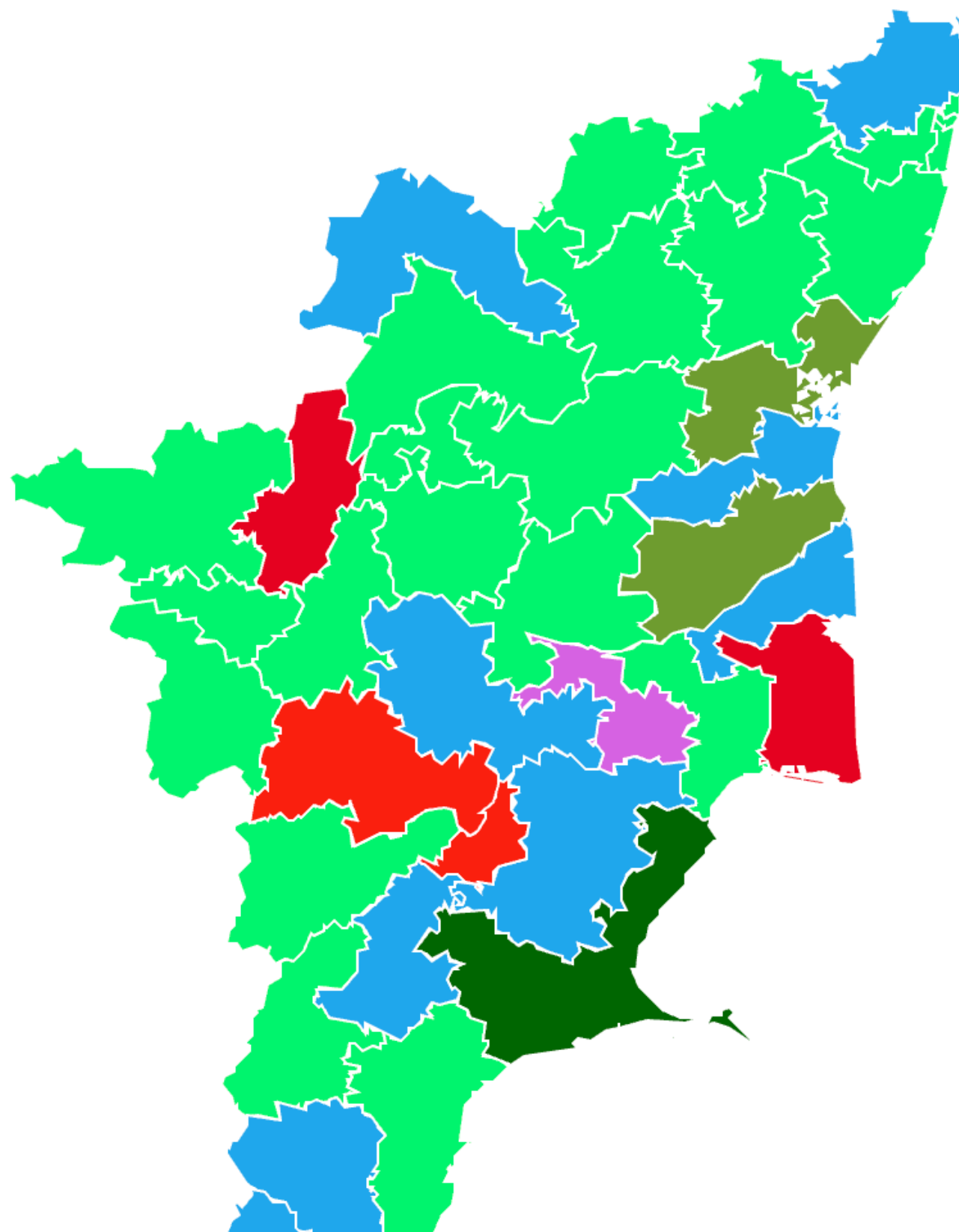
2

CPI(M)

2

MDMK

1



General Election to Parliamentary Constituencies: Trends & Results June-2024

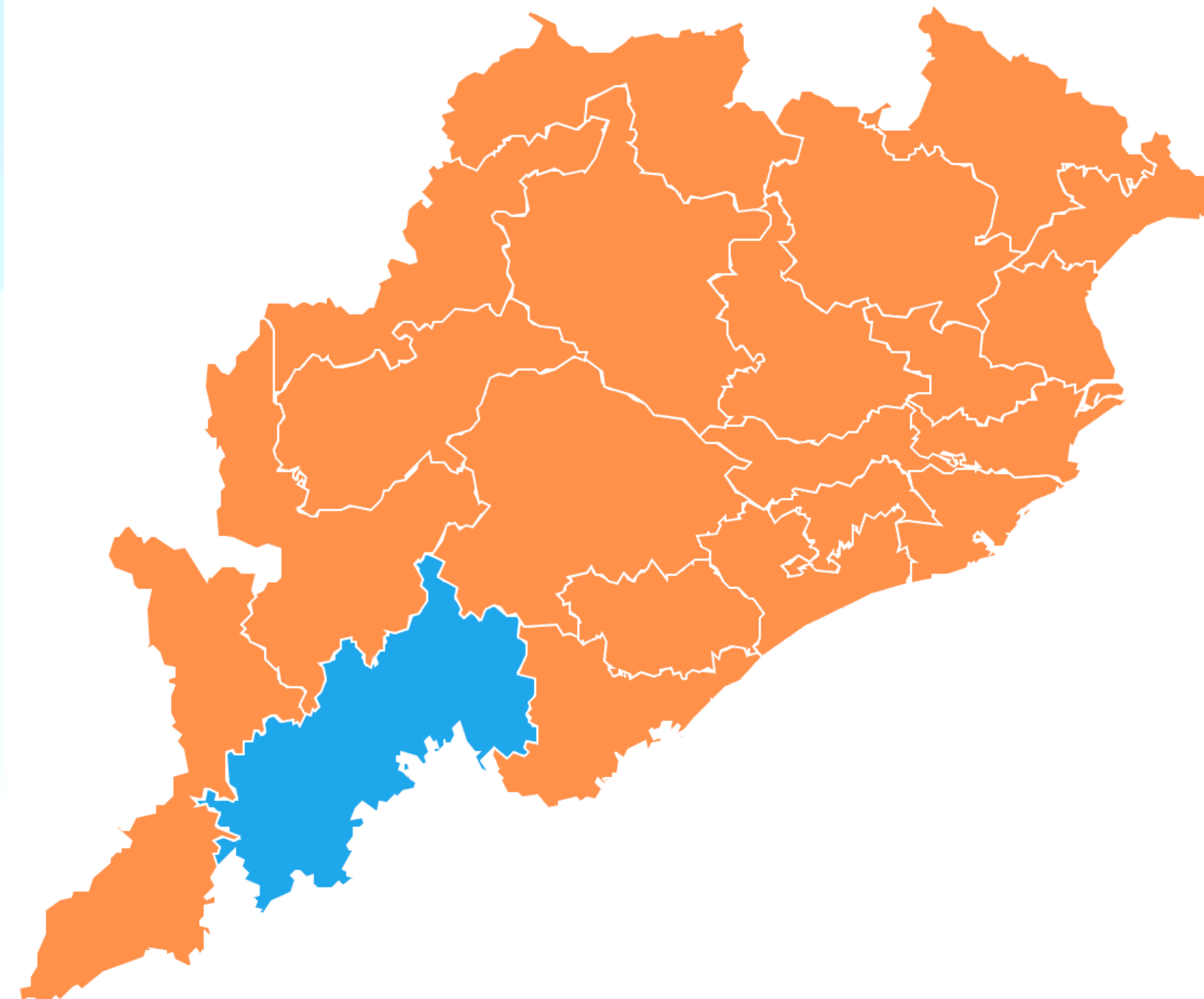
Odisha (Total PC - 21)

BJP

20

INC

1

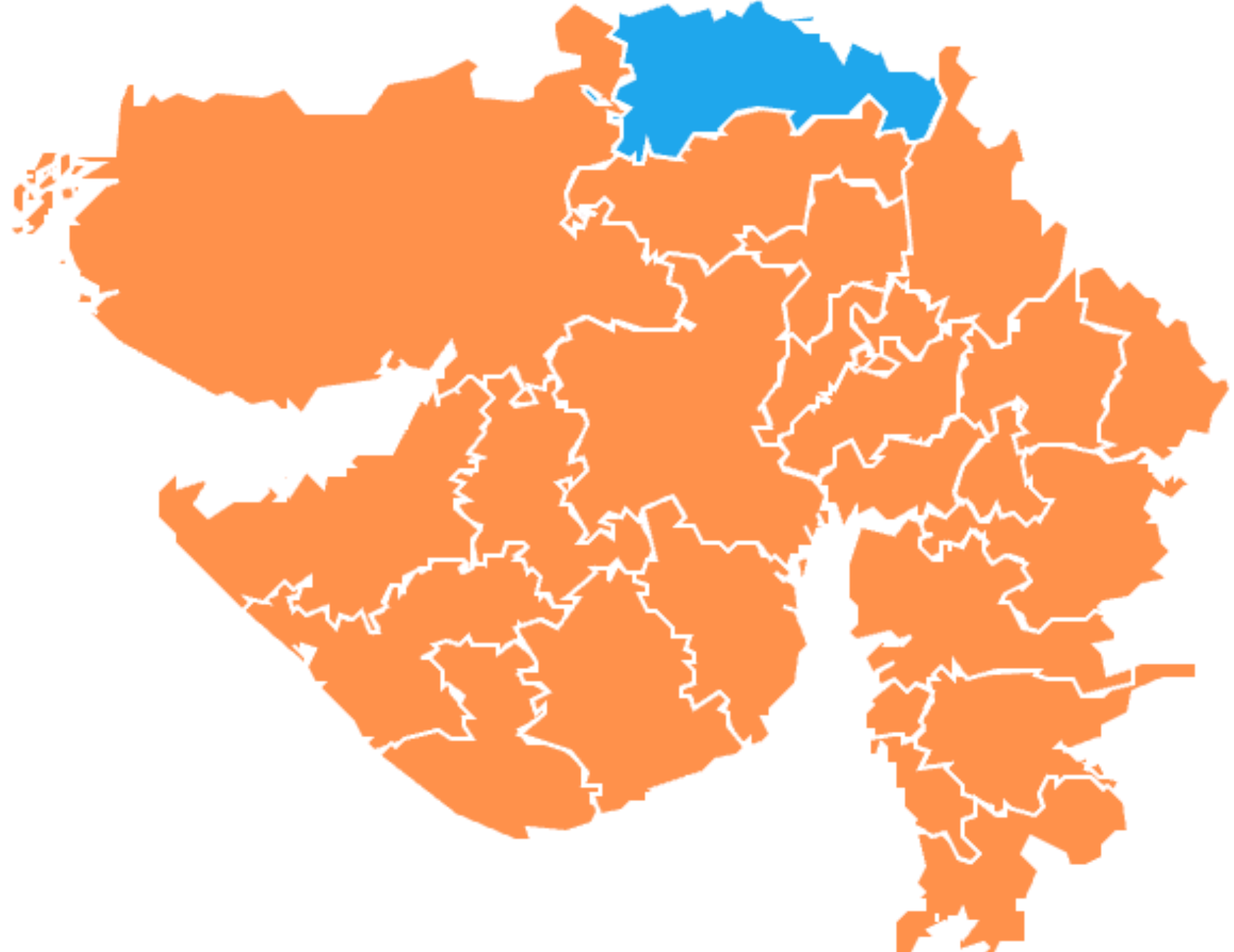


General Election to Parliamentary Constituencies: Trends & Results June-2024

Gujarat (Total PC - 26)

BJP
25

INC
1



General Election to Parliamentary Constituencies: Trends & Results June-2024

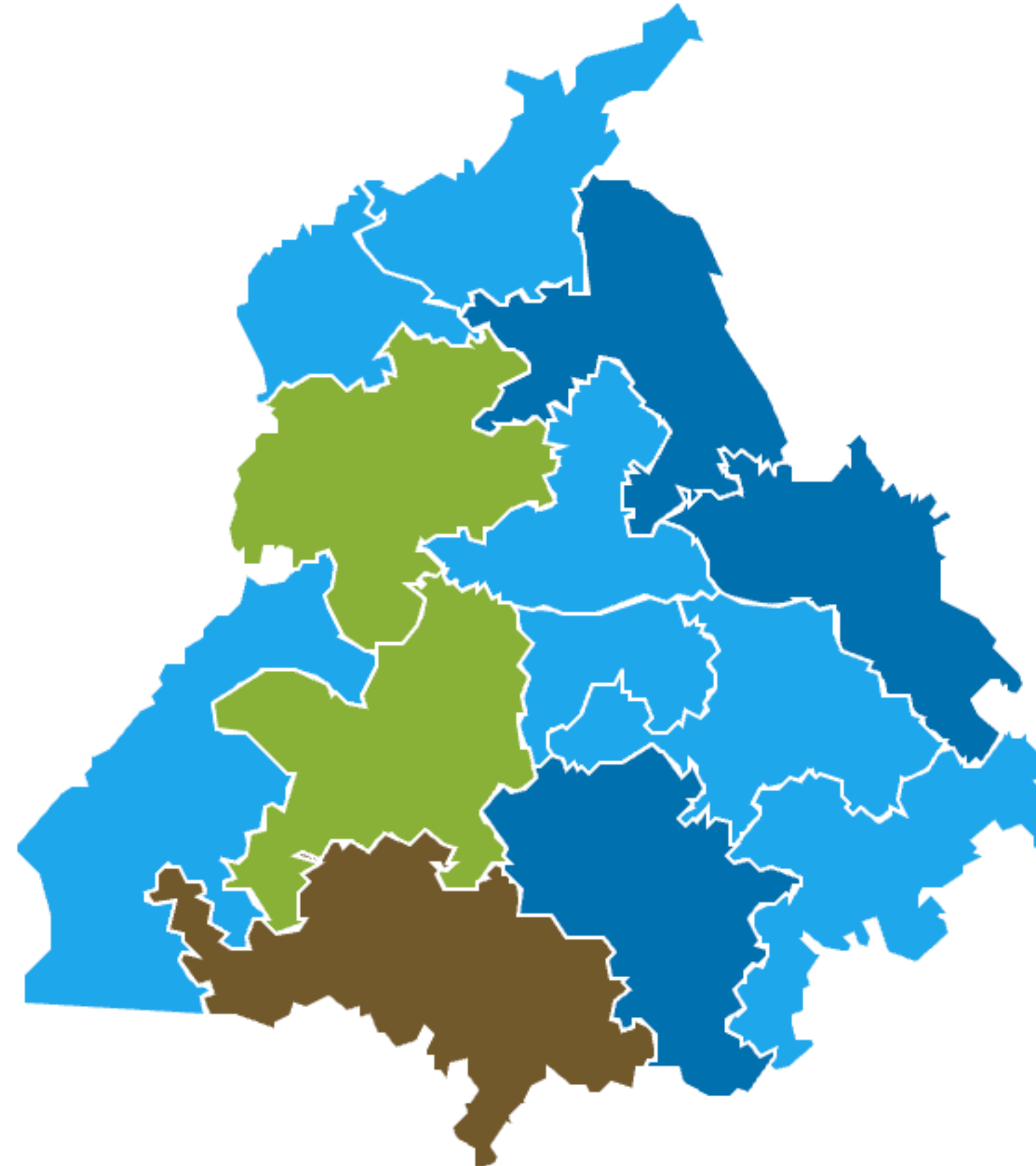
Punjab (Total PC - 13)

INC
7

AAAP
3

SAD
1

IND
2



General Election to Parliamentary Constituencies: Trends & Results June-2024

Ladakh (Total PC - 1)

IND

1

Lakshadweep (Total PC - 1)

INC

1

PHASE -I

TABLE 1: STATE-WISE & GENDER-WISE VOTER TURNOUT at Polling Stations

Sl. No.	State/UT	No. of PCs	VOTER Turnout (%)			
			Male	Female	Others	Total
1	Andaman & Nicobar Islands	1	64.41	63.77	50.00	64.10
2	Arunachal Pradesh	2	75.62	79.67	40.00	77.68
3	Assam	5	77.69	78.81	20.33	78.25
4	Bihar	4	49.59	48.90	3.92	49.26
5	Chhattisgarh	1	68.97	67.68	40.38	68.29
6	Jammu and Kashmir	1	67.41	69.21	38.46	68.27
7	Lakshadweep	1	82.88	85.47		84.16
8	Madhya Pradesh	6	68.58	66.91	39.04	67.75
9	Maharashtra	5	65.77	61.60	16.14	63.71
10	Manipur	2	75.15	76.98	47.15	76.10
11	Meghalaya	2	74.35	78.80	100.00	76.60
12	Mizoram	1	58.15	55.67		56.87
13	Nagaland	1	57.55	57.90		57.72
14	Puducherry	1	78.64	79.13	69.54	78.90
15	Rajasthan	12	58.53	56.67	53.95	57.65
16	Sikkim	1	79.93	79.84	66.67	79.88
17	Tamil Nadu	39	69.59	69.86	32.08	69.72
18	Tripura	1	81.79	81.16	62.50	81.48
19	Uttar Pradesh	8	62.52	59.53	12.42	61.11
20	Uttarakhand	5	55.96	58.58	29.49	57.22
21	West Bengal	3	81.25	82.59	42.59	81.91
Above 21 States [102 PCs]		102	66.22	66.07	31.32	66.14

PHASE –II

TABLE 3: STATE-WISE & GENDER-WISE VOTER TURNOUT AT POLLING STATIONS

Sl. No.	State/UT	No. of PCs	VOTER Turnout (%)			
			Male	Female	Others	Total
1	Assam	5	81.16	81.18	16.47	81.17
2	Bihar	5	56.41	62.73	1.96	59.45
3	Chhattisgarh	3	77.07	75.44	45.00	76.24
4	Jammu and Kashmir	1	71.76	72.71	39.29	72.22
5	Karnataka	14	69.48	69.65	21.75	69.56
6	Kerala	20	70.63	71.88	40.87	71.27
7	Madhya Pradesh	6	61.54	55.37	46.45	58.59
8	Maharashtra	8	65.59	59.63	24.54	62.71
9	Manipur	1	85.31	84.40	0.00	84.85
10	Rajasthan	13	65.71	64.30	52.16	65.03
11	Tripura	1	80.77	79.95	30.77	80.36
12	Uttar Pradesh	8	56.71	53.43	13.02	55.19
13	West Bengal	3	75.22	77.99	33.81	76.58
Above 13 States [88 PCs]		88	66.99	66.42	23.86	66.71

PHASE – 3

TABLE 1: STATE-WISE & GENDER-WISE VOTER TURNOUT AT POLLING STATIONS

Sl. No.	State/UT	No. of PCs	VOTER Turnout (%)			
			Male	Female	Others	Total
1	Assam	4	85.56	85.34	20.72	85.45
2	Bihar	5	53.57	65.20	5.90	59.15
3	Chhattisgarh	7	72.46	71.49	27.58	71.98
4	Dadra & Nagar Haveli and Daman & Diu	2	69.99	72.73		71.31
5	Goa	2	75.42	76.66	75.00	76.06
6	Gujarat	25	63.52	56.56	30.77	60.13
7	Karnataka	14	72.96	70.73	21.03	71.84
8	Madhya Pradesh	9	69.70	63.53	42.57	66.75
9	Maharashtra	11	65.70	61.29	29.49	63.55
10	Uttar Pradesh	10	58.88	56.01	16.20	57.55
11	West Bengal	4	72.21	83.01	17.53	77.53
	11 States / UTs [93 PCs]	93	66.89	64.41	25.20	65.68

PHASE – 4

TABLE 1: STATE-WISE & GENDER-WISE VOTER TURNOUT AT POLLING STATIONS

Sl. No.	State/UT	No. of PCs	VOTER Turnout (%)			
			Male	Female	Others	Total
1	Andhra Pradesh	25	81.04	80.30	44.34	80.66
2	Bihar	5	54.39	62.47	12.44	58.21
3	Jammu and Kashmir	1	43.73	33.21	37.50	38.49
4	Jharkhand	4	64.10	67.94	28.57	66.01
5	Madhya Pradesh	8	75.10	68.96	57.22	72.05
6	Maharashtra	11	64.82	59.38	27.67	62.21
7	Odisha	4	75.28	76.08	33.07	75.68
8	Telangana	17	66.07	65.29	30.25	65.67
9	Uttar Pradesh	13	59.48	56.79	15.73	58.22
10	West Bengal	8	79.00	81.49	28.01	80.22
10 States / UTs [96 PCs]		96	69.58	68.73	34.23	69.16

PHASE – 5

TABLE 1: STATE-WISE & GENDER-WISE VOTER TURNOUT AT POLLING STATIONS

Sl. No.	State/UT	No. of PCs	VOTER Turnout (%)			
			Male	Female	Others	Total
1	Bihar	5	52.42	61.58	6.00	56.76
2	Jammu and Kashmir	1	62.52	55.63	17.65	59.10
3	Jharkhand	3	58.08	68.65	37.50	63.21
4	Ladakh	1	71.44	72.20		71.82
5	Maharashtra	13	58.28	55.32	24.16	56.89
6	Odisha	5	72.28	74.77	22.09	73.50
7	Uttar Pradesh	14	57.60	58.51	14.81	58.02
8	West Bengal	7	78.48	78.43	38.22	78.45
8 States / UTs [49 PCs]		49	61.48	63.00	21.96	62.20

PHASE – 6

TABLE 1: STATE-WISE & GENDER-WISE VOTER TURNOUT AT POLLING STATIONS

Sl. No.	State/UT	No. of PCs	VOTER Turnout (%)			
			Male	Female	Others	Total
1	Bihar	8	51.95	62.95	7.24	57.18
2	Haryana	10	65.97	63.49	18.20	64.80
3	Jammu and Kashmir	1	57.86	52.86	22.22	55.40
4	Jharkhand	4	64.87	65.94	37.93	65.39
5	NCT OF Delhi	7	59.03	58.29	28.01	58.69
6	Odisha	6	74.07	74.86	20.76	74.45
7	Uttar Pradesh	14	51.31	57.12	5.41	54.04
8	West Bengal	8	81.62	83.83	33.08	82.71
8 States / UTs [58 PCs]		58	61.95	64.95	18.67	63.37

State-Wise Approximate Voter Turnout in Phase - 7 (8:45 PM)

Sl. No.	State / UT	No. PCs	Approximate Voter Turnout %
1	Bihar	8	50.79
2	Chandigarh	1	62.80
3	Himachal Pradesh	4	67.53
4	Jharkhand	3	69.59
5	Odisha	6	63.57
6	Punjab	13	55.86
7	Uttar Pradesh	13	55.60
8	West Bengal	9	69.89
Above 8 States/UTs		57	59.45